

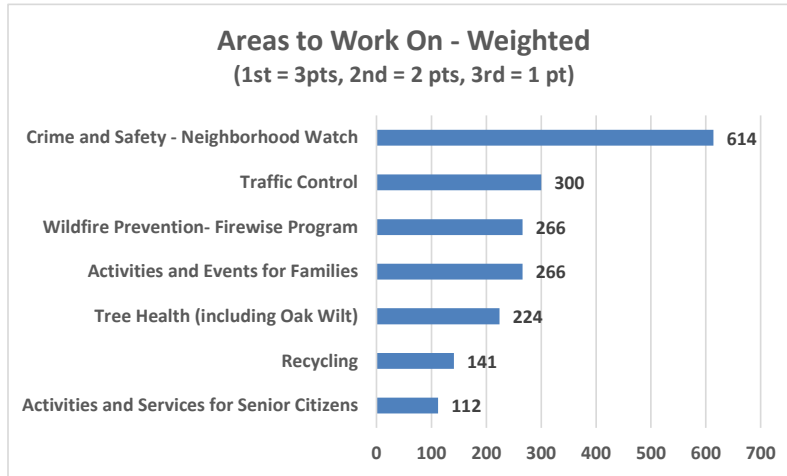
2022 NWACA Neighborhood Interest Survey Results

April 24, 2022

During February and March 2022, NWACA conducted its annual survey to identify issues that are most pressing for the neighborhood. Survey Monkey was used and anyone in the neighborhood could participate. Paper surveys were sent to NWACA members without internet access. There were 330 responses, two of those from members without internet access. Note that this is about 60 more responses than in the past several years of surveys, a good sign! Responses are summarized below.

Q1: What areas do you think are most important for NWACA to work on in the coming year? [choose only 3, rating them first choice, second choice, third choice] (326 responses)

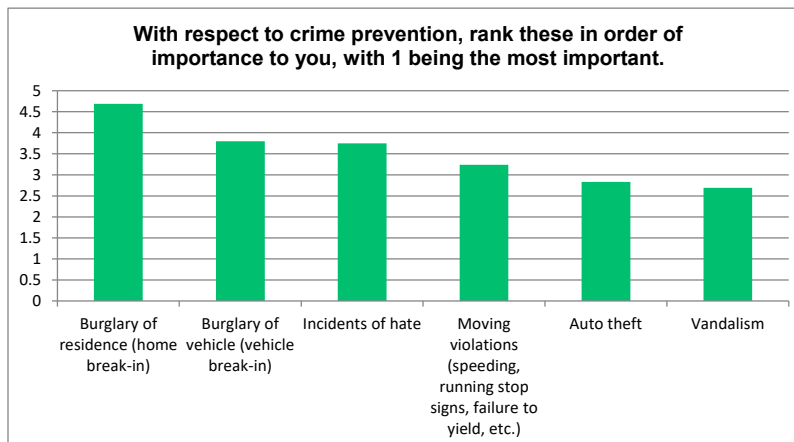
A weighted rating was computed to be able to see the overall responses to each of the items.



Among the “other” responses, these were most prevalent:

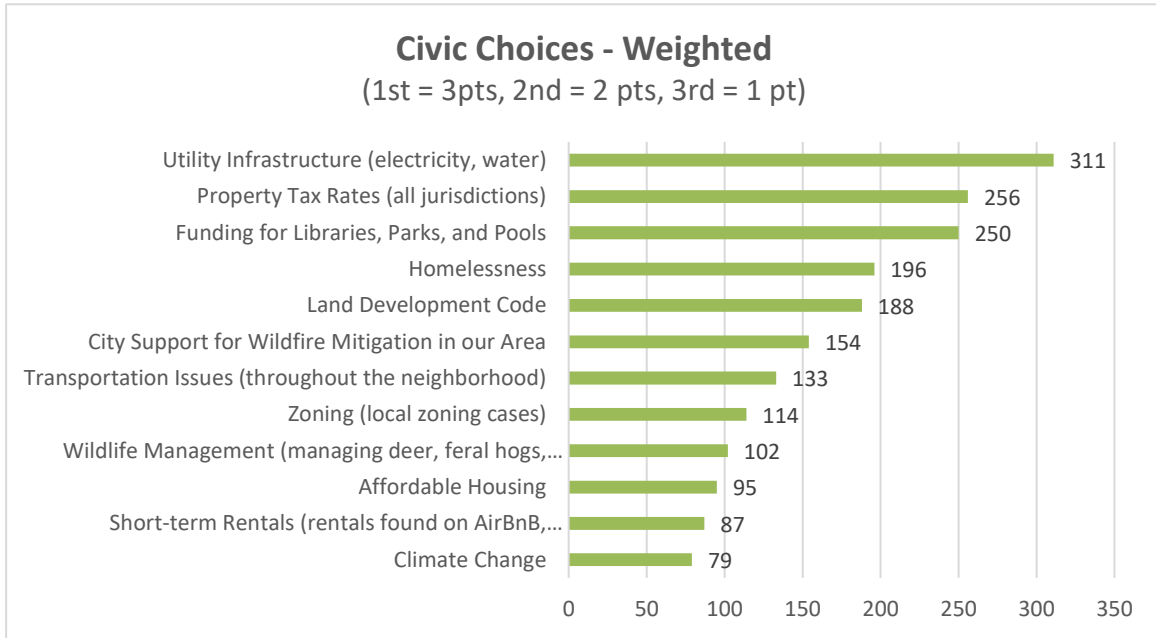
- 4 – utility infrastructure
- 4 – homelessness
- 2 – police presence
- 2 – zoning
- 2 – traffic control
- Others mentioned: deer, taxes, no bike lanes, beautifying Spicewood Springs Road, more parks, activities for singles, more information about City Council and about candidates

Q2: With respect to Crime Prevention, rank these in order of importance to you, with 1 being the most important. (330 responses)



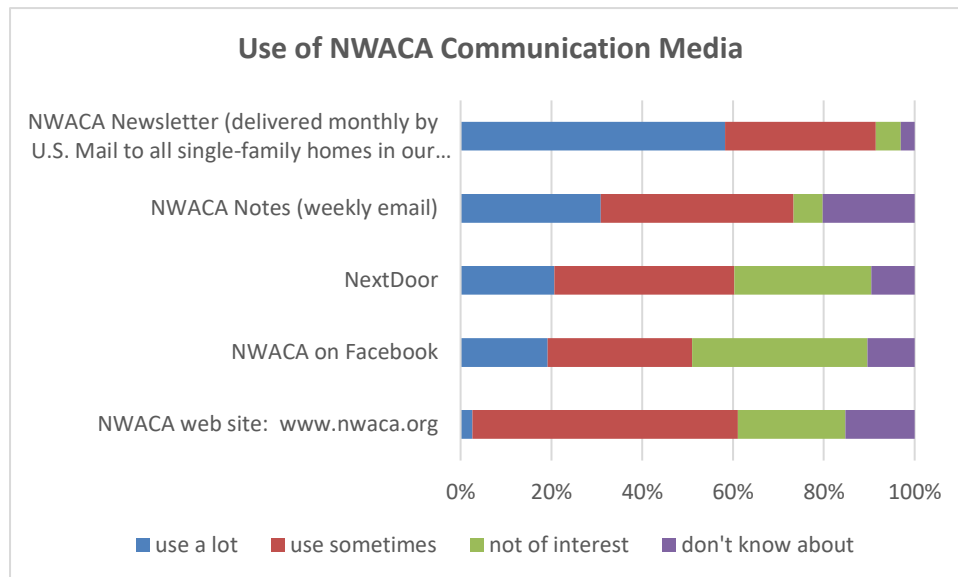
Q3: Which civic issues would you like NWACA to provide information on and to advocate for your concerns? [Choose no more than 3, rating them first choice, second choice, third choice.] (330 responses)

A weighted rating was again computed, showing how interest varied among the items. Since this survey was done shortly after a “boil water” notice, that event may have contributed to the strength of the response on utility infrastructure.



Among the 9 “other” responses were two on homelessness, two on bike safety, and one each on affordable housing, climate change, educating the neighborhood, parks/pools, and slowing down traffic.

Q4: Please rate your awareness and use of these NWACA communications media (330 responses)



Among the two comments provided under the “other” response was a negative comment about NextDoor, and a reference to the NWA Facebook group.

Q5: Are you a current member of NWACA? (330 responses)

Answer Choices	Responses	
Yes	79.09%	261
No	7.88%	26
Don't know/Don't remember	13.03%	43

Q6: What is your zip code? (330 responses)

Answer Choices	Responses	
78731	81.82%	270
78759	17.88%	59
Other (please specify)	0.30%	1

The other response was 78730.

Q7: What type of household is yours? (330 responses)

Answer Choices	Responses	
Own our home	96.36%	318
Rent a single-family home	1.52%	5
Rent an apartment	1.21%	4
Other (please specify)	0.91%	3

Among the “other” responses were two condo owners, one said “bank owns most of it.”

Q8: What is your age? (optional) (311 responses)

Answer Choices	Responses	
under 18	0.00%	0
18 to 29	0.32%	1
30 to 49	23.79%	74
50 to 64	33.44%	104
65 or over	42.44%	132
	Answered	311
	Skipped	19

Q9: What type of household is yours? (optional) (315 responses)

Answer Choices	Responses	
Multiple adults (no children)	51.75%	163
Multiple adults with children	31.75%	100
One adult	12.70%	40
One adult with children	3.81%	12
	Answered	315
	Skipped	15

Q10: Please provide other suggestions and comments you have on NWACA activities or services. (73 responses, some with multiple items)

The most common categories of responses were these, along with 13 individual comments or suggestions. All comments were provided to the Board for their review and response.

- 17 – thank you for the work being done
- 5 – negative feedback about focus or services
- 7 – appreciate the recycling events, some want more often
- 6 – deer need to be controlled
- 4 – anxious to see 4th of July events again
- 4 – suggest the NWACA board focus on educating, not advocating
- 4 – focus on community building
- 4 – zoning concerns
- 3 – traffic control
- 3 – need more places to gather and to walk
- 2 – dog park wanted
- 2 – forums are useful; look forward to them