

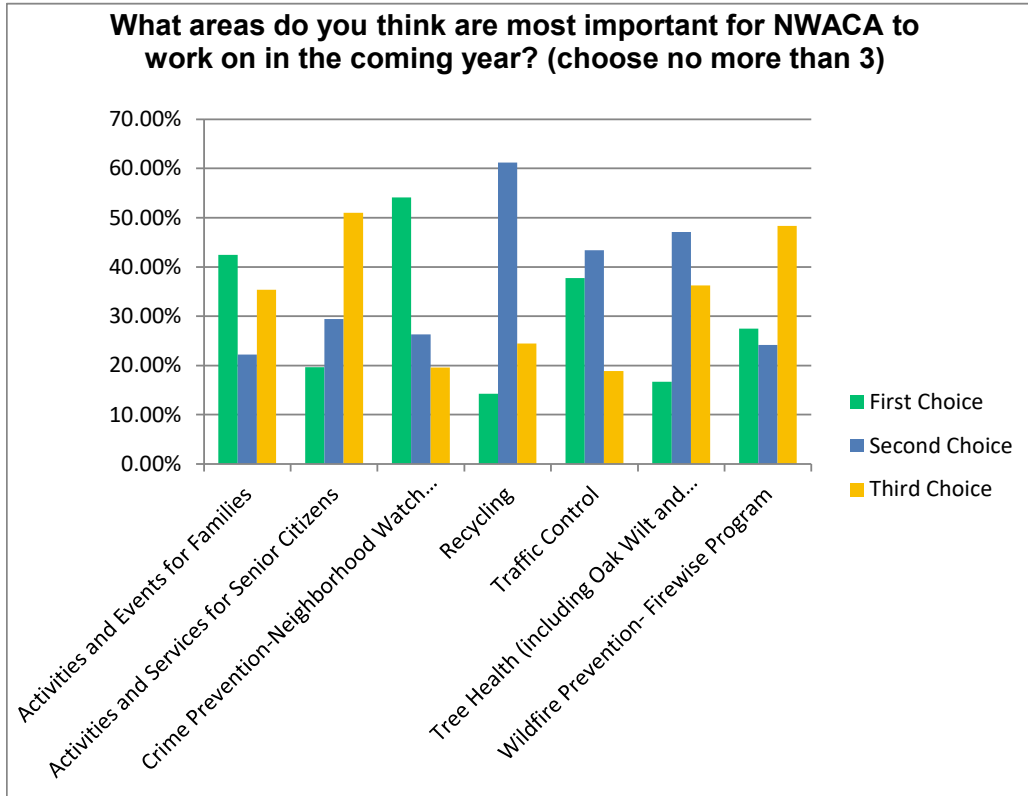
2021 NWACA Neighborhood Interest Survey Results

April 2, 2021

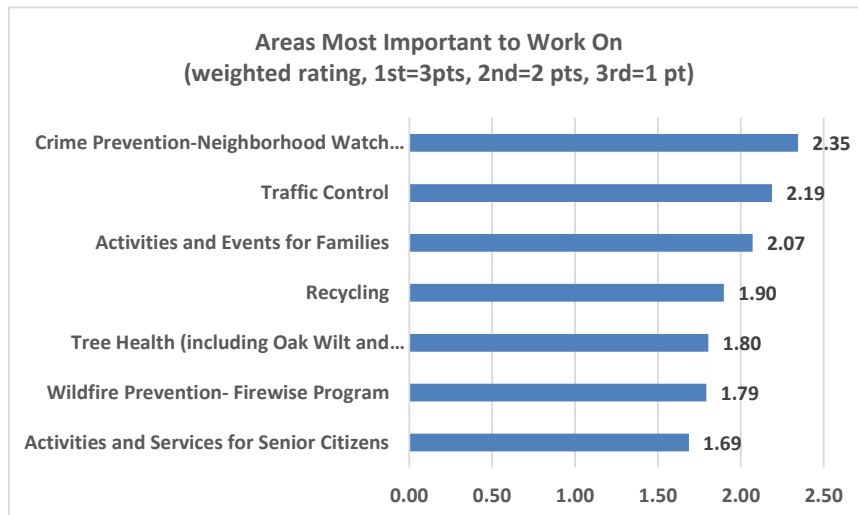
During March 2021, NWACA conducted its annual survey to identify issues that are most pressing for the neighborhood. Survey Monkey was used; anyone in the neighborhood could participate. Paper surveys were sent to NWACA members without internet access. There were 271 responses, 6 of those from members without internet access.

Responses are summarized below.

Q1: What areas do you think are most important for NWACA to work on in the coming year? [choose only 3, rating them first choice, second choice, third choice] (267 responses)



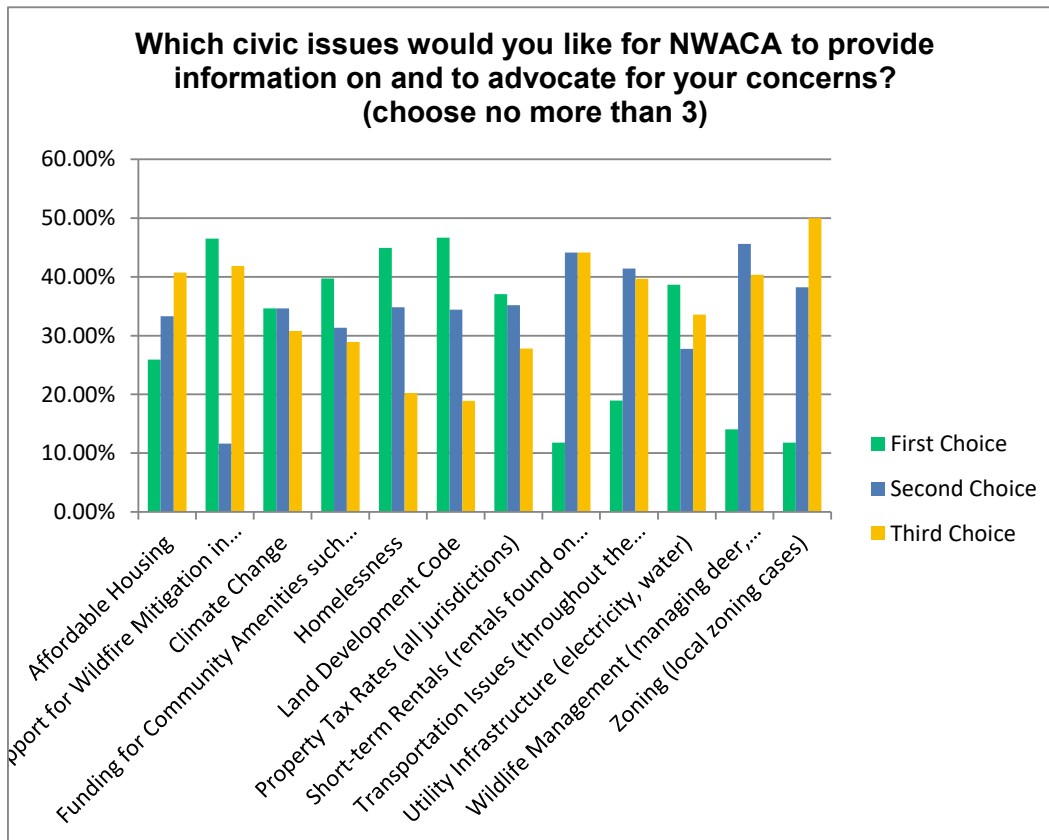
A weighted rating was computed to be able to see the overall responses in another way.



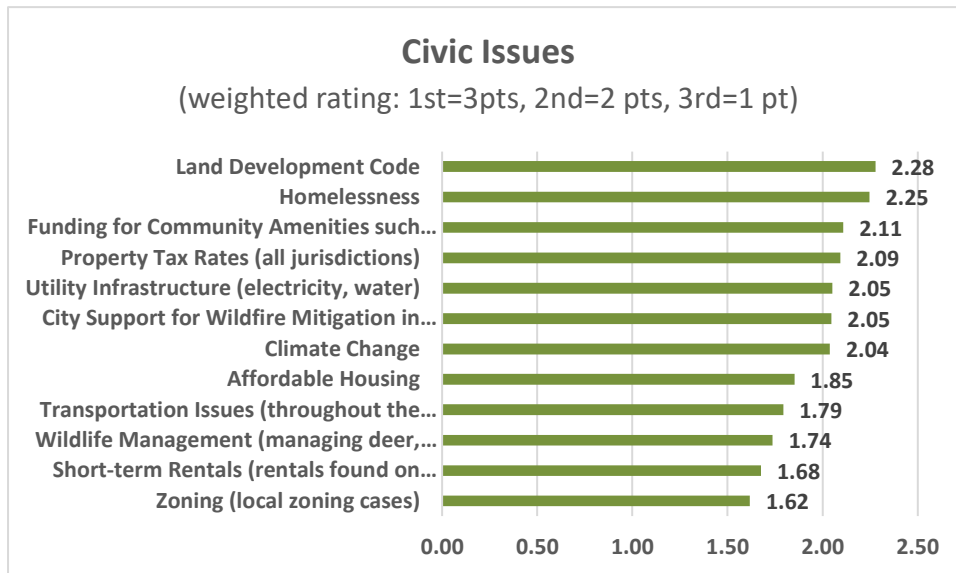
Among the “other” responses, these were most prevalent:

- 5 - power, utilities, tree trimming near utility lines
- 3 - land development items
- 3 - neighborhood beautification
- 2 - park items
- 2 -traffic control
- 1 each - crime, pedestrian/bike friendly streets, plant health, playgrounds, programs for seniors and families together, safe bicycling, sense of community, short-term rentals

Q2: Which civic issues would you like NWACA to provide information on and to advocate for your concerns? [Choose no more than 3, rating them first choice, second choice, third choice.] (271 responses)

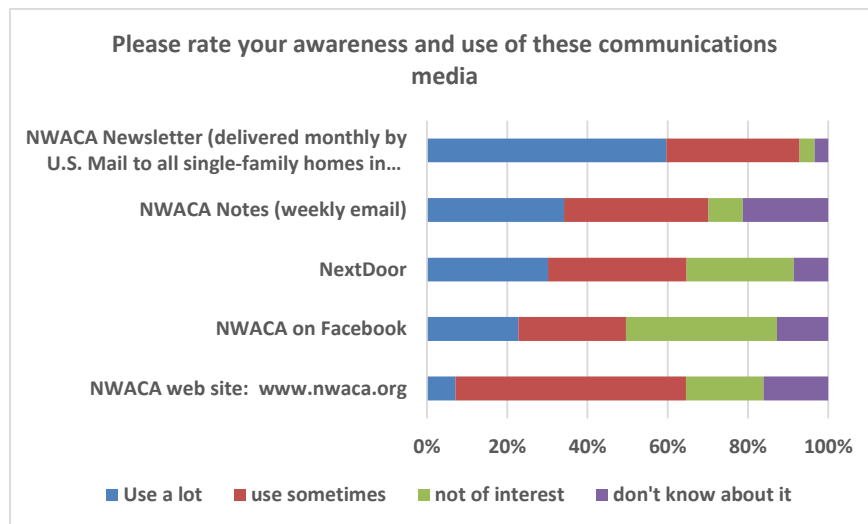


A weighted rating was again computed, showing how interest varies.



Among the 9 “other” responses were 3 on homelessness, and 1 each on climate, Covid-19, cut-through traffic, education on insects and pest control, equitable community, and 1 asking the NWACA Board to stay out of politics.

Q3: Please rate your awareness and use of these NWACA communications media (271 responses)



Among the six comments provided under the “other” response were these:

- 2 – negative about NextDoor and social media
- 1 – too much advertising in the monthly newsletter
- 1 – would like monthly newsletter electronically
- 1 – would like to sign up for NWACA Notes
- 1 – would like NWACA to focus on traffic problems

Q4: Are you a current member of NWACA? (271 responses)

Answer Choices	Responses	
Yes	78.60%	213
No	8.86%	24
Don't know/Don't remember	12.55%	34

Q5: What is your zip code? (271 responses)

Answer Choices	Responses	
78731	83.39%	226
78759	15.87%	43
Other (please specify)	0.74%	2

The other responses were 78750 and 78730.

Q6: What type of household is yours? (271 responses)

Answer Choices	Responses	
Own our home	96.31%	261
Rent a single-family home	1.48%	4
Rent an apartment	0.37%	1
Other (please specify)	1.85%	5

Among the “other” responses were 2 condo owners, 1 townhome, 1 owning-but renting out, 1 owning.

Q7: What is your age? (optional) (251 responses)

Answer Choices	Responses	
under 18	0.00%	0
18 to 29	0.80%	2
30 to 49	21.12%	53
50 to 64	29.88%	75
65 or over	48.21%	121

Q8: What type of household is yours? (optional) (253 responses)

Answer Choices	Responses	
Multiple adults (no children)	52.57%	133
Multiple adults with children	26.48%	67
One adult	17.79%	45
One adult with children	3.16%	8

Q9: Please provide other suggestions and comments you have on NWACA activities or services. (48 responses)

The most common categories of responses were these, along with 11 individual comments or suggestions. All comments were provided to the Board for their review and response.

- 13 – thank you for the work being done, compliments on the newsletter
- 5 – miss the parade, hope it can happen this year
- 6 – speed issues, speed bumps, bicycle lanes, cut through traffic
- 3 – issues or comments on memberships
- 2 – like and miss the recycling events
- 2 – appreciate and want to learn more about local businesses