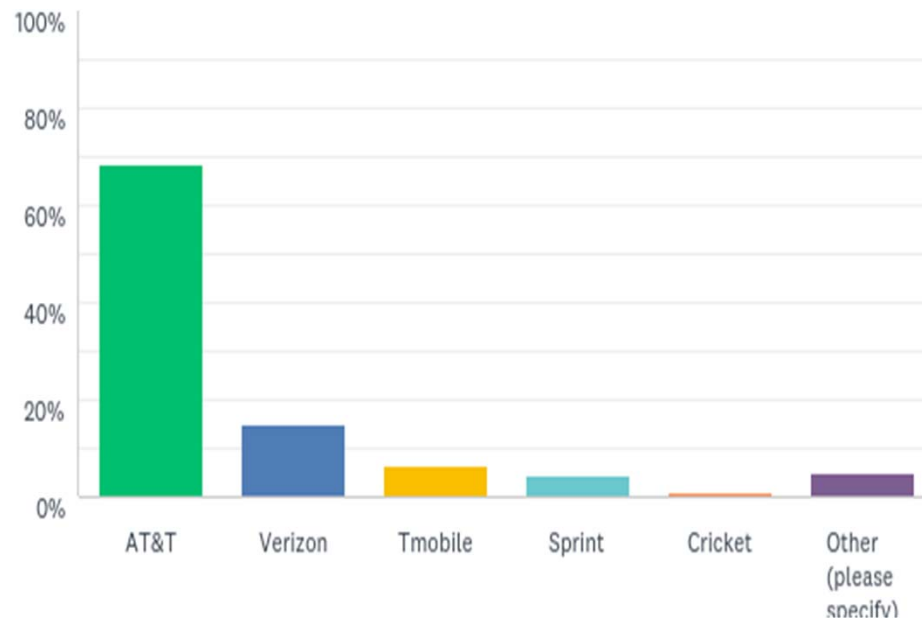


2018 Utility - Telecom Infrastructure Survey

Friday, April 06, 2018

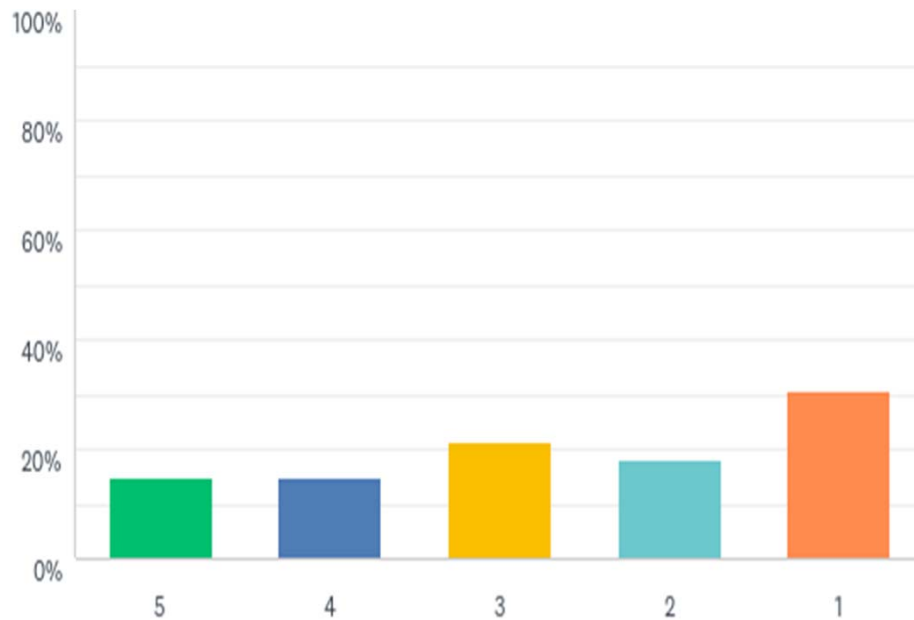
Powered by  SurveyMonkey®

Q1: Who is your wireless cell phone provider?



Vendor	%	Number
AT&T	68.31%	166
Verizon	14.81%	36
Tmobile	6.58%	16
Sprint	4.53%	11
Cricket	0.82%	2
Other	4.94%	12
	Answered	243

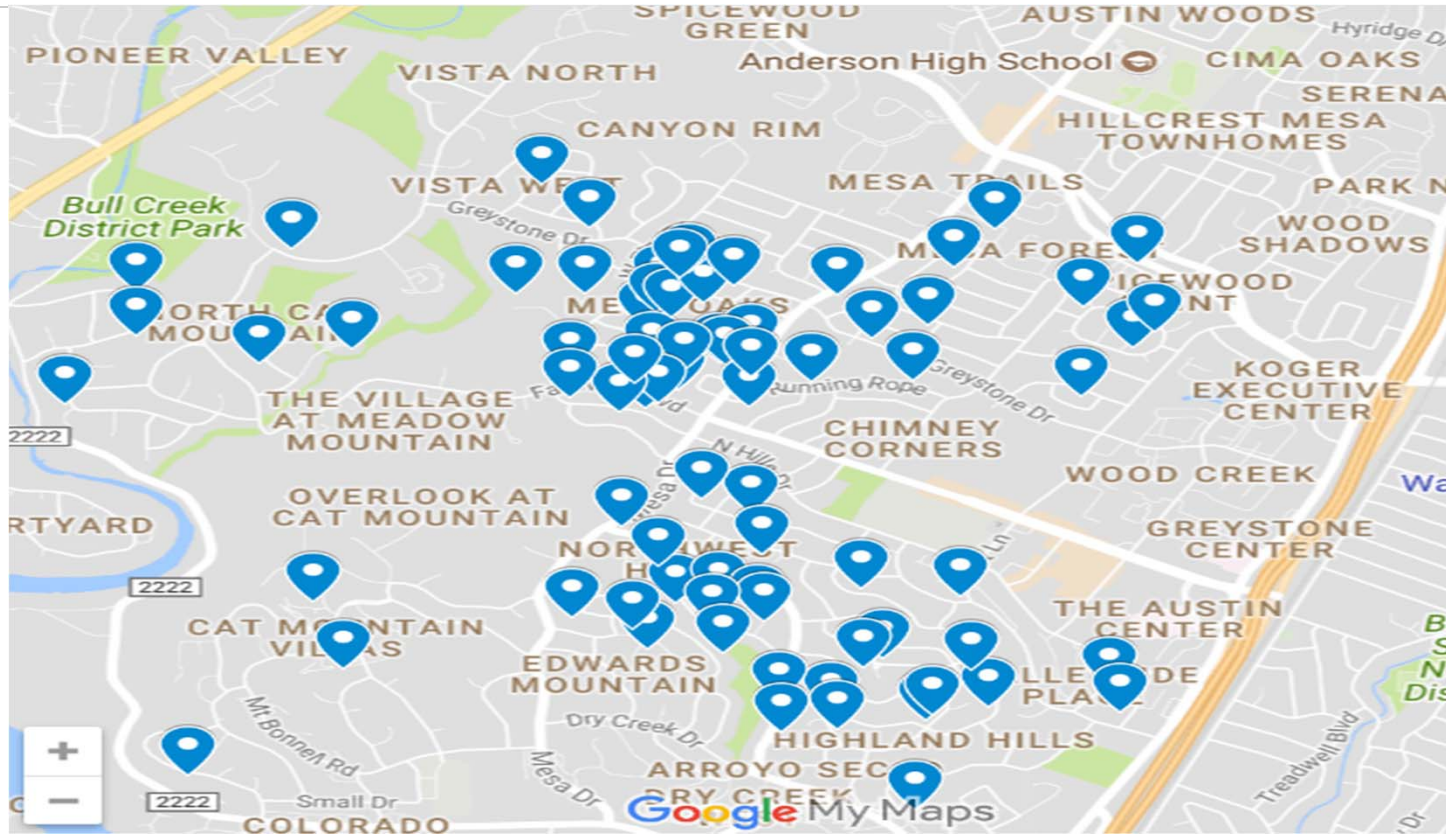
Q2: Please enter the signal reception at home: 1-poor, 5-excellent.



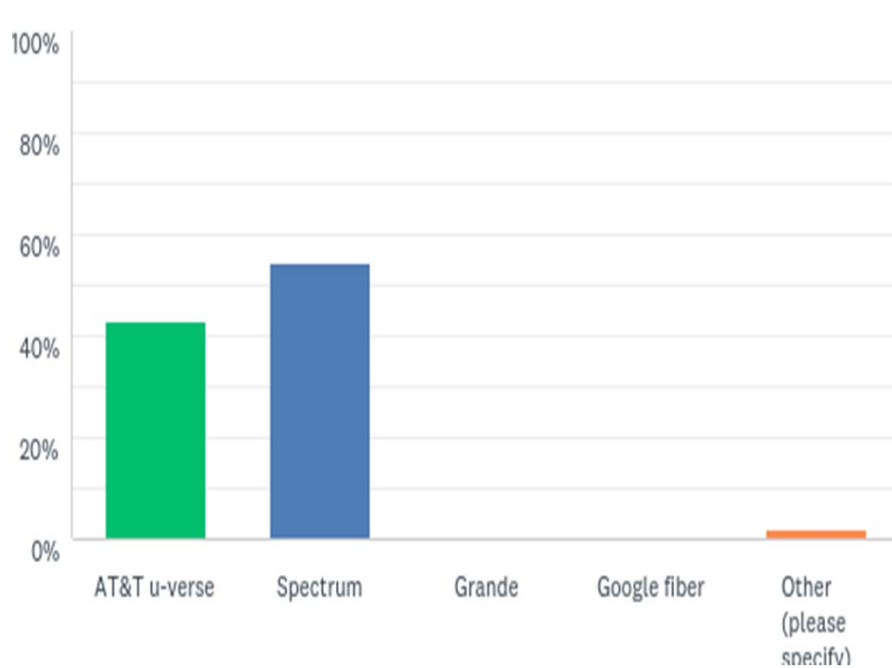
Ranking	%	Number
5	15.00%	36
4	15.00%	36
3	21.25%	51
2	17.92%	43
1	30.83%	74
	Answered	240

49% rated service at poor or just above poor

Poor cell phone service locations in NW Hills

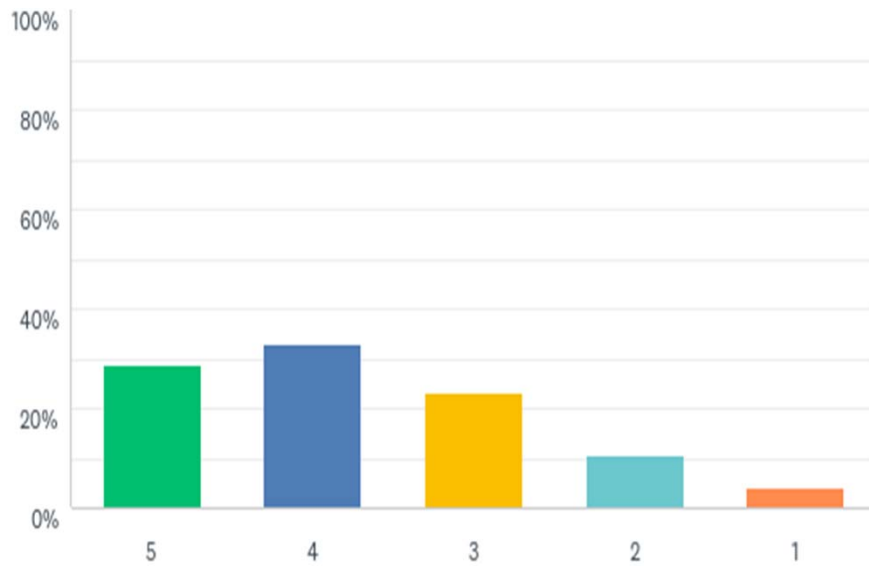


Q4: Who is your internet provider?



Vendor	%	Number
AT&T u-verse	42.80%	104
Spectrum	54.73%	133
Grande	0.41%	1
Google fiber	0.00%	0
Other	2.06%	5
	Answered	243

Q5: Please enter the quality of internet service at home: 1-poor, 5-high.



Ranking	%	Number
5	28.75%	69
4	32.92%	79
3	23.33%	56
2	10.83%	26
1	4.17%	10
	Answered	240

Only 16% rated internet service poor or above poor

Poor internet service locations in NW Hills



Next Steps from Survey Results

1. AT&T has the largest percentage subscribers for both Wireless and wireline services. The ranking of the cell phone service is dismal. Charlie Galvin will interface with AT&T to increase cell phone towers and capacity at the towers.
2. Other vendors with sizable % of users will be contacted to respond to the survey results