

2018 NWACA Neighborhood Interest Survey Results

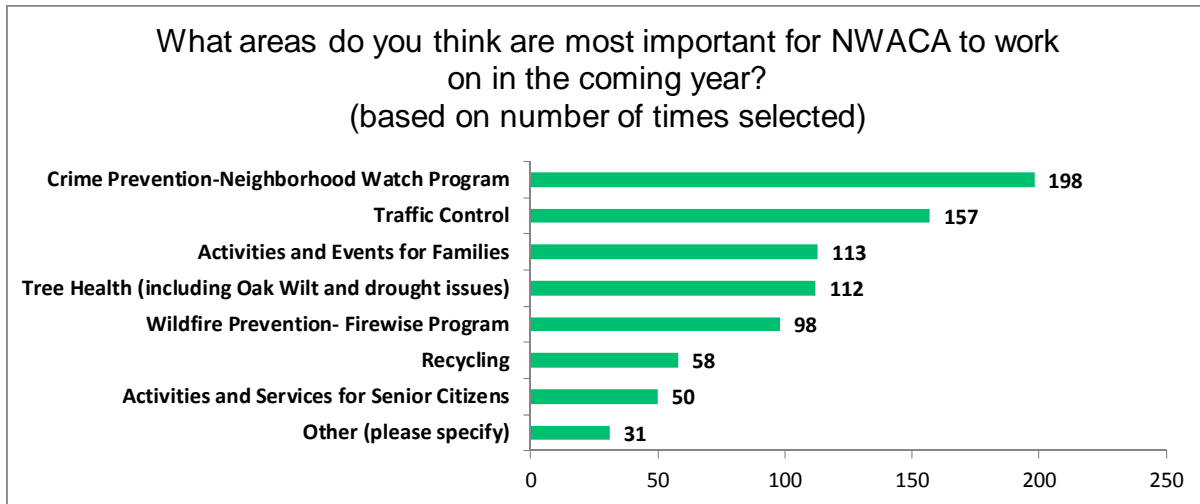
March 14, 2018

Between February 19 and March 5, 2018, NWACA conducted its annual survey of the neighborhood to get answers to questions that help identify the currently most pressing issues for the neighborhood. The survey was done using Survey Monkey, open to anyone in the neighborhood. In addition, paper copies were sent to NWACA members without internet access. There were 275 responses, 7 of those by US Mail from NWACA members without internet access.

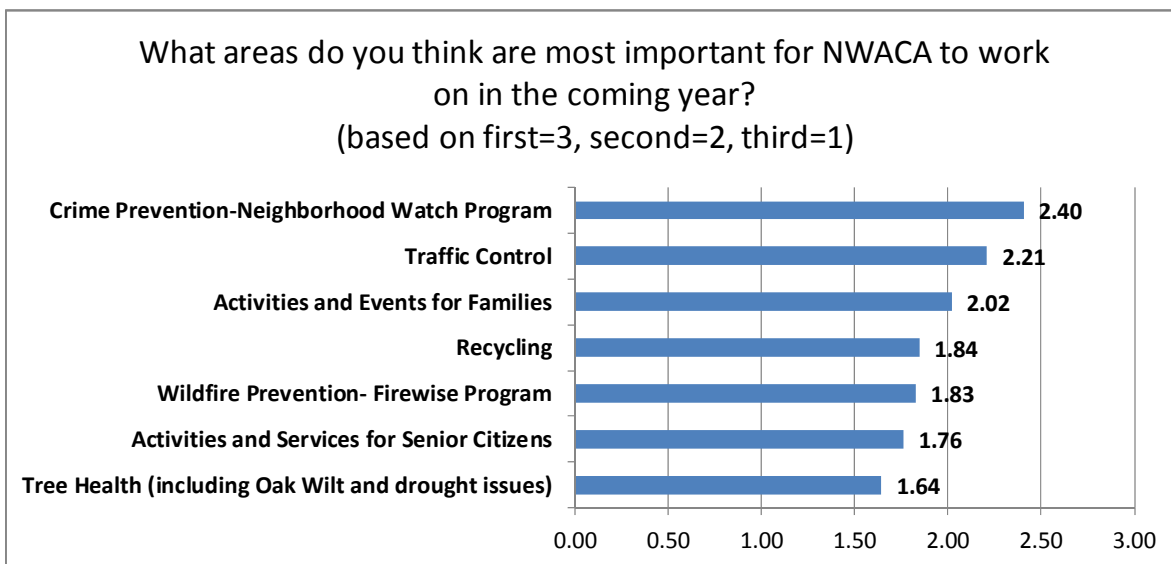
Responses are summarized below.

Q1: What areas do you think are most important for NWACA to work on in the coming year? [choose only 3, rating them first choice, second choice, third choice] (273 responses)

Based on the number of times an item was chosen at any level, the responses were as follows:



A rating was computed, based on first choice given a value of 3, second choice 2, and third choice 1. The results change slightly, with Tree Health lower and two other items switching positions (Wildfire Prevention and Recycling).

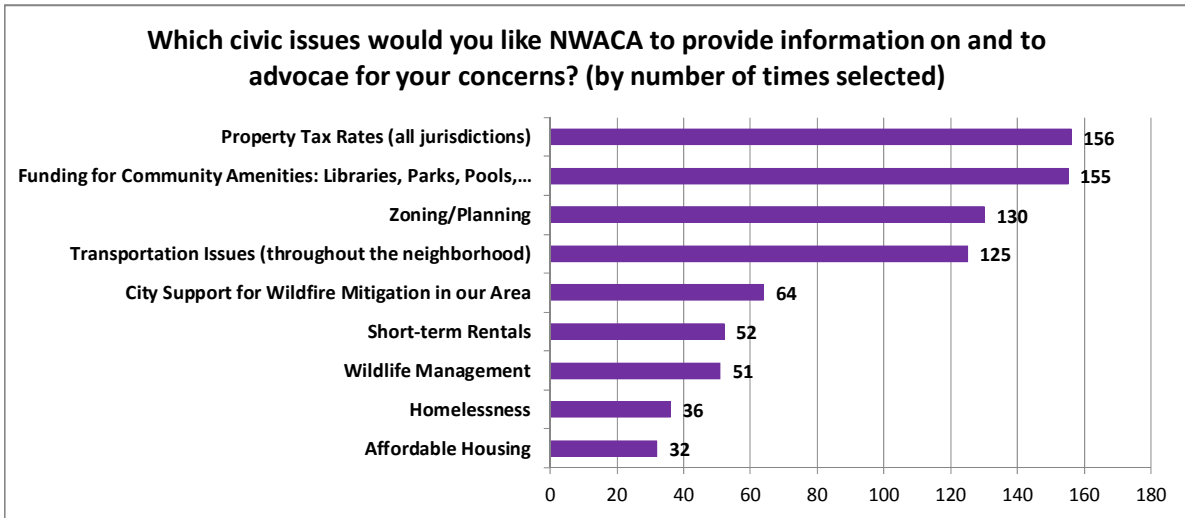


Among the “Other” responses, these were most prevalent:

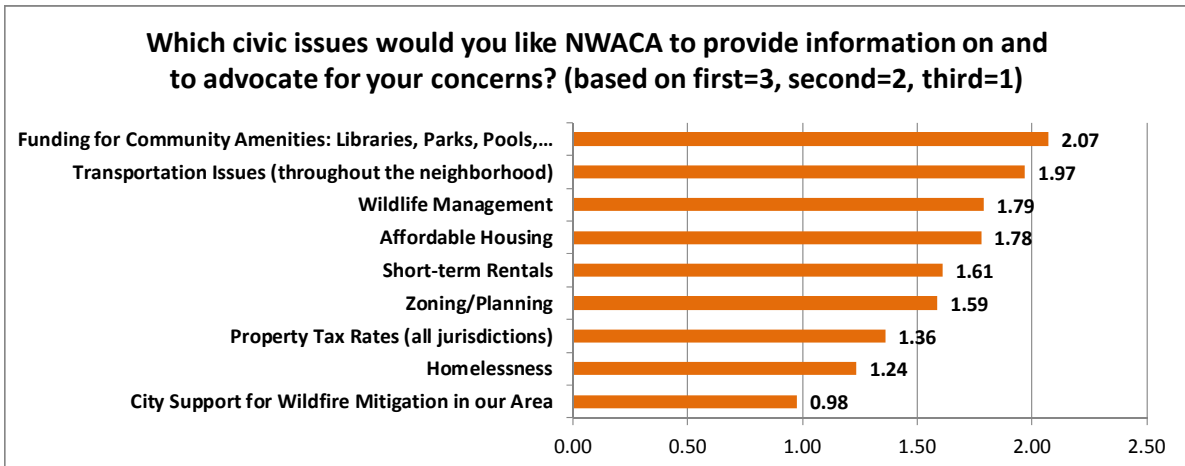
- 6 – Remove Speed Bumps
- 6 – CodeNEXT and Zoning
- 3 – Bring more events to the neighborhood
- 3 – Walking and Cycling
- 2 – Parks
- 2 – Activities for middle-age adults without kids

Q2: Which civic issues would you like NWACA to provide information on and to advocate for your concerns? [Choose no more than 3, rating them first choice, second choice, third choice.] (275 responses)

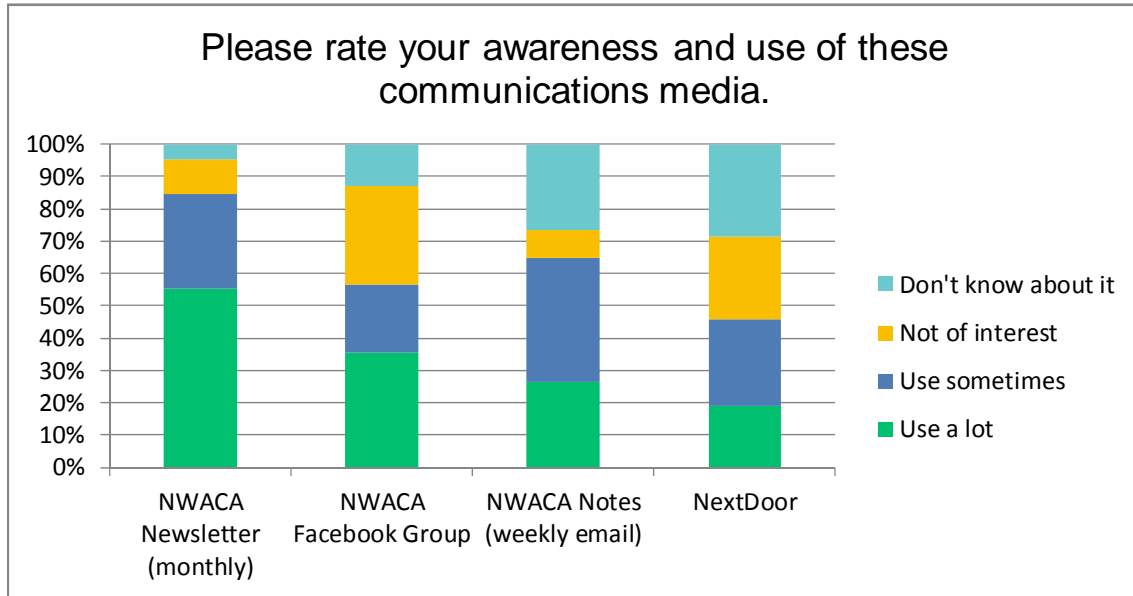
Based on the number of times an item was chosen at any level, the responses were as follows:



A rating was computed, based on first choice given a value of 3, second choice 2, and third choice 1. The results ranked by that rating are quite different.



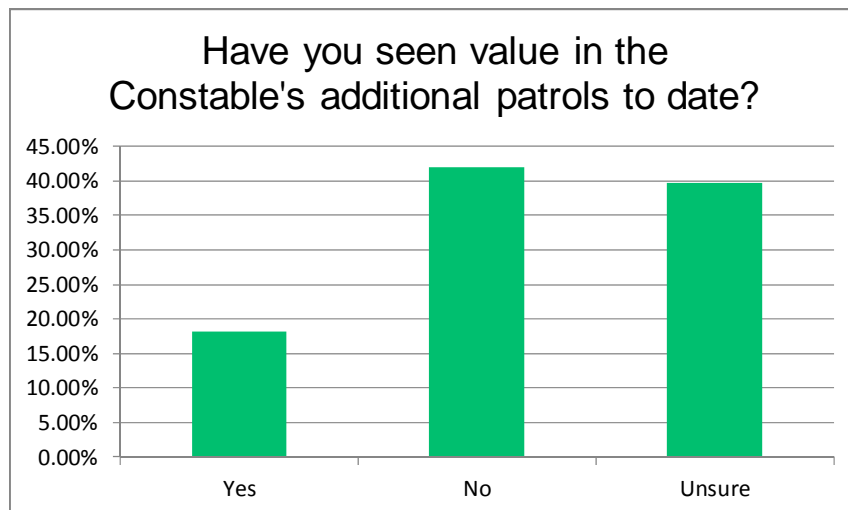
Q3: Please rate your awareness and use of these NWACA communications media (275 responses)



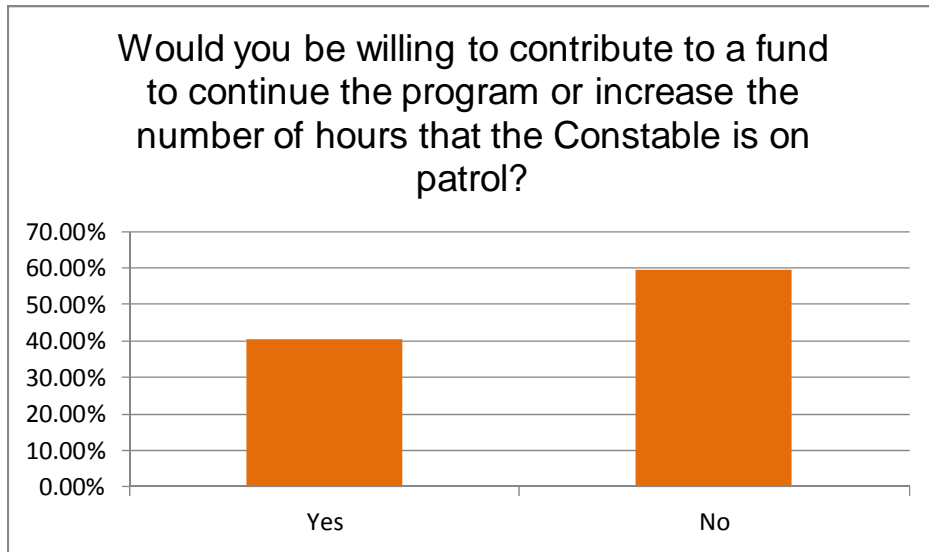
Among the comments provided under the “other” response were these:

- Would like to get the newsletter electronically – that can be done by signing up for electronic format, rather than printed. Go to www.peelinc.com
- Sometimes I don’t get the printed newsletter – please send email to nwacainfo@gmail.com and we’ll get you on the list
- The newsletter should include new restaurants and businesses – There is a monthly column that features a new business each month (except when the author is out of town), but perhaps the person would like a *listing* of new enterprises in the neighborhood. We welcome a volunteer to provide such a column – we’ll print it!

Q4: The NWACA Board has partially funded a constable for approximately six hours per week for a six month period to alleviate traffic concerns and speeding. Have you seen value in the Constable's additional patrols to date? (274 responses)



Q5: Would you be willing to contribute to a fund to continue the program or increase the number of hours that the Constable is on patrol? (266 responses)



Q6: Are you a current member of NWACA? (275 responses)

Answer Choices	Responses	
Yes	77.09%	212
No	12.73%	35
Unsure	10.18%	28

Q7: Please provide other suggestions and comments you have on NWACA activities or services. (80 responses)

The most common categories of responses were these, along with 31 individual items or suggestions. All comments are provided to the Board for their review and response.

- 17 - Compliments to NWACA Board and Committees
- 13 – Remove speed bumps
- 5 – More constable time, with some wanting crime prevention patrols
- 4 – membership questions [please email nwacainfo@gmail.com for help]
- 4 – Austin Oaks concerns
- 3 – Slow down traffic
- 2 – walking and cycling – comments related to bicycle safety training, more opportunities to walk and cycle to local retail
- 2 – want more celebrations and other events
- 2 – more speed bumps