

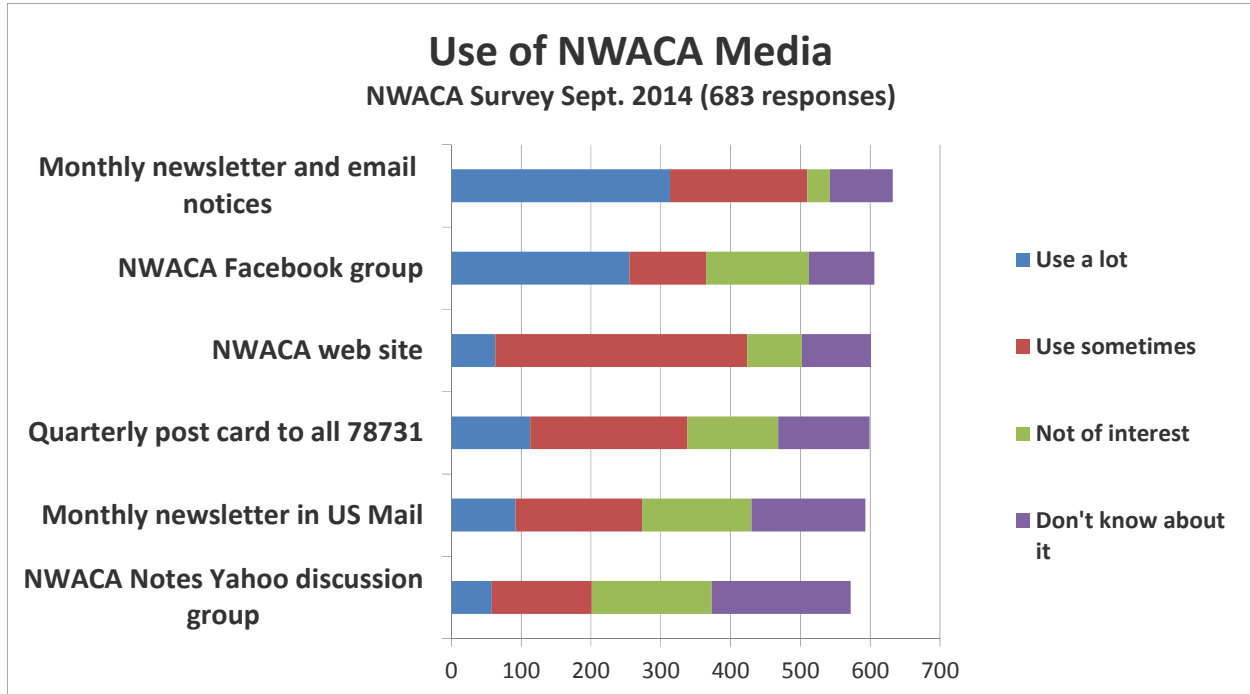
Results of NWACA 2014 Survey of the Neighborhood

Survey completed 9/17/14; report generated 9/19/14
683 Responses (16% of 4160 households)

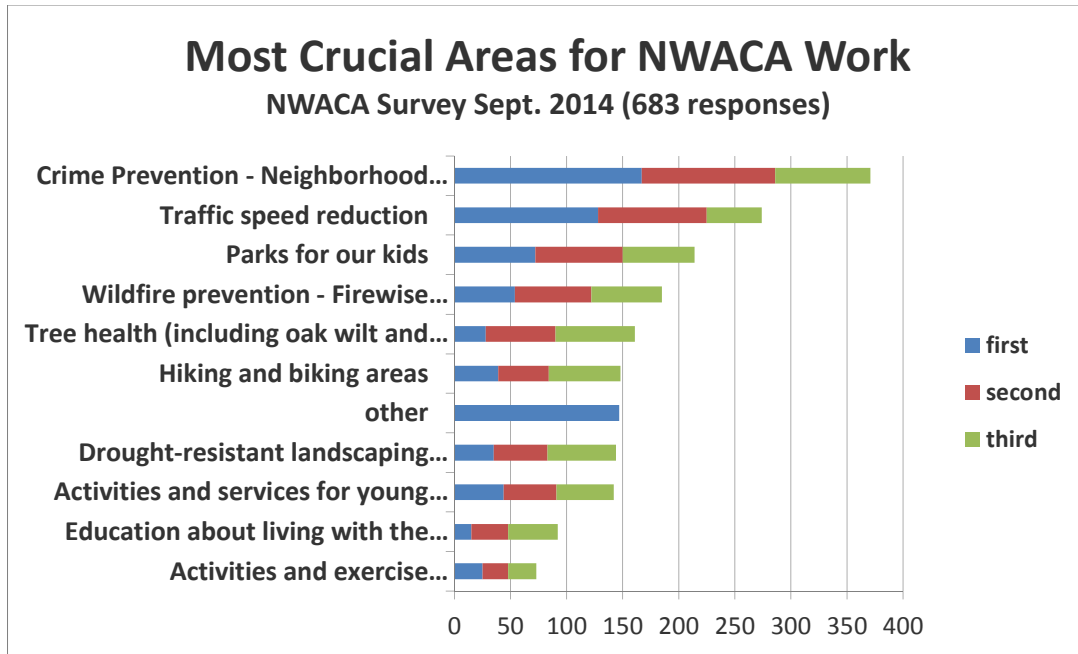
NWACA conducted a survey of the neighborhood in late August and early September, 2014, asking for input on the proposed Austin Oaks PUD and regarding topics of interest for NWACA’s work in the coming months. The survey was publicized in the September NWACA newsletter, the quarterly postcard that goes to all NWACA households, email to the entire NWACA mailing list, Facebook posts, email to NWACA members who are not on the mailing list, and paper ballots to NWACA members who have no internet access.

Below are summaries of the responses for the questions about communication media used by NWACA and the input on issues. These responses will inform the NWACA Board as it does its strategic planning in 2015. For questions that had “other” responses, these “other” responses have been categorized by topic. In many cases, the “other” topics overlap choices that were available to respondents; they used “other” for items that didn’t fit their first, second, and third choices.

Q5: Please rate your awareness and use of these NWACA communications media.



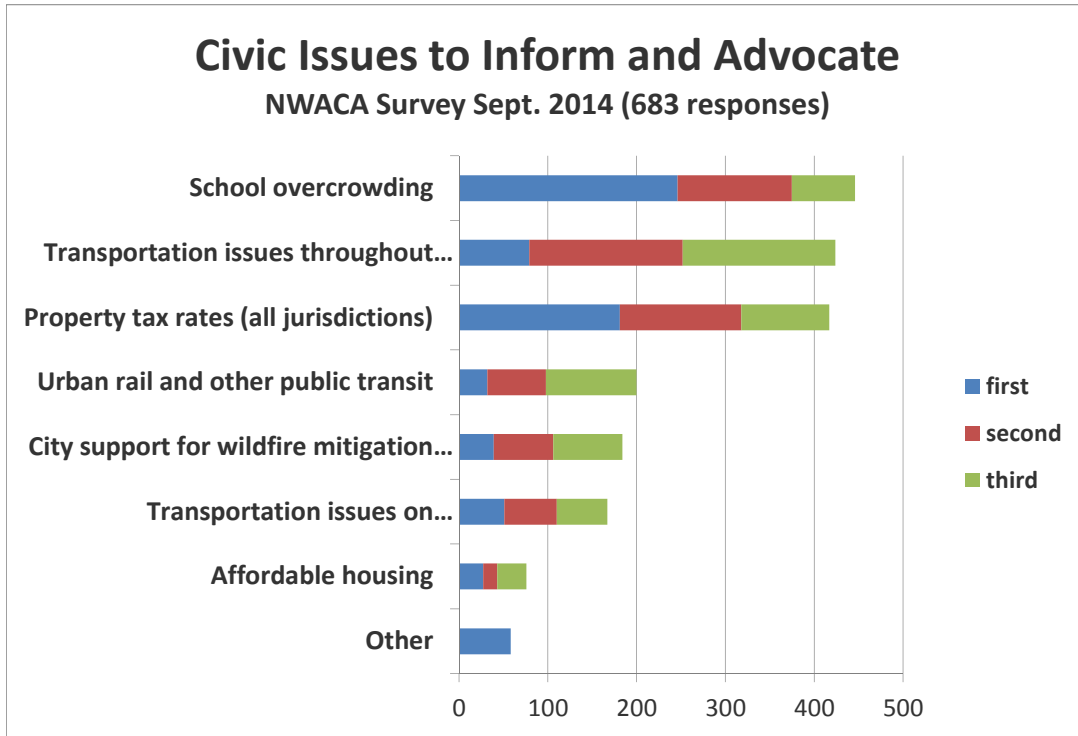
Q3: What 3 areas do you think are most crucial for NWACA to work on in the coming months?



Responses to the "Other" on Question 3 fell into these topic areas:

Q3 - NWACA items to work on "Other" Topic Area	Count	Q3 - NWACA items to work on "Other" Topic Area	Count
PUD - Stop the PUD	54	Neighborhood Plan	2
Zoning and Development	25	Bull Creek	1
Traffic Control	24	Dogs and owner etiquette	1
School overcrowding	15	Housing	1
Deer	7	Infrastructure	1
Sidewalks are needed	5	Medians on Sp. Springs Rd.	1
Wildfire prevention	4	Mesa parking/bike lanes	1
Taxes	3	Mopac -expand to 8 lanes	1
Tree health	3	New Family Restaurants	1
Water scarcity	3	Retirement housing	1
Crime Prevention	2	Social events	1

Q4: Which 3 civic issues do you think are most critical for NWACA to provide you information and to advocate for your concerns?



The “Other” responses fell into these general categories:

Q4: Other Civic Issues of importance; brief topic	Count	Q4: Other Civic Issues of importance; brief topic	Count
PUD	16	Deer	2
School overcrowding	8	water	2
Traffic	8	Infrastructure	1
Zoning	8	Park Area	1
Rail	7	Sidewalks	1
Crime Prevention	6	Topics for Families with Children	1
Property Tax	3		