




LEGEND

-  APPROXIMATE LOCATION OF PROPOSED DEVELOPMENT AREAS
-  BUFFER ZONE
-  EXISTING BUILDINGS

Bury+Partners
 ENGINEERING SOLUTIONS
 221 West Sixth Street, Suite 600
 Austin, Texas 78701
 Tel. (512)328-0011 Fax (512)328-0325
 Bury+Partners, Inc. ©Copyright 2008

**JEWISH COMMUNITY CENTER
 7300 HART ROAD**

THE JEWISH FEDERATION OF AUSTIN

EXHIBIT A

DATE: 04-09-08

SCALE: N.T.S.

DRAWN BY: ML/DBK

FILE: G:\675\05\EXHIBITS\67505EXH07.DWG

PROJECT No.: 675-05.00